

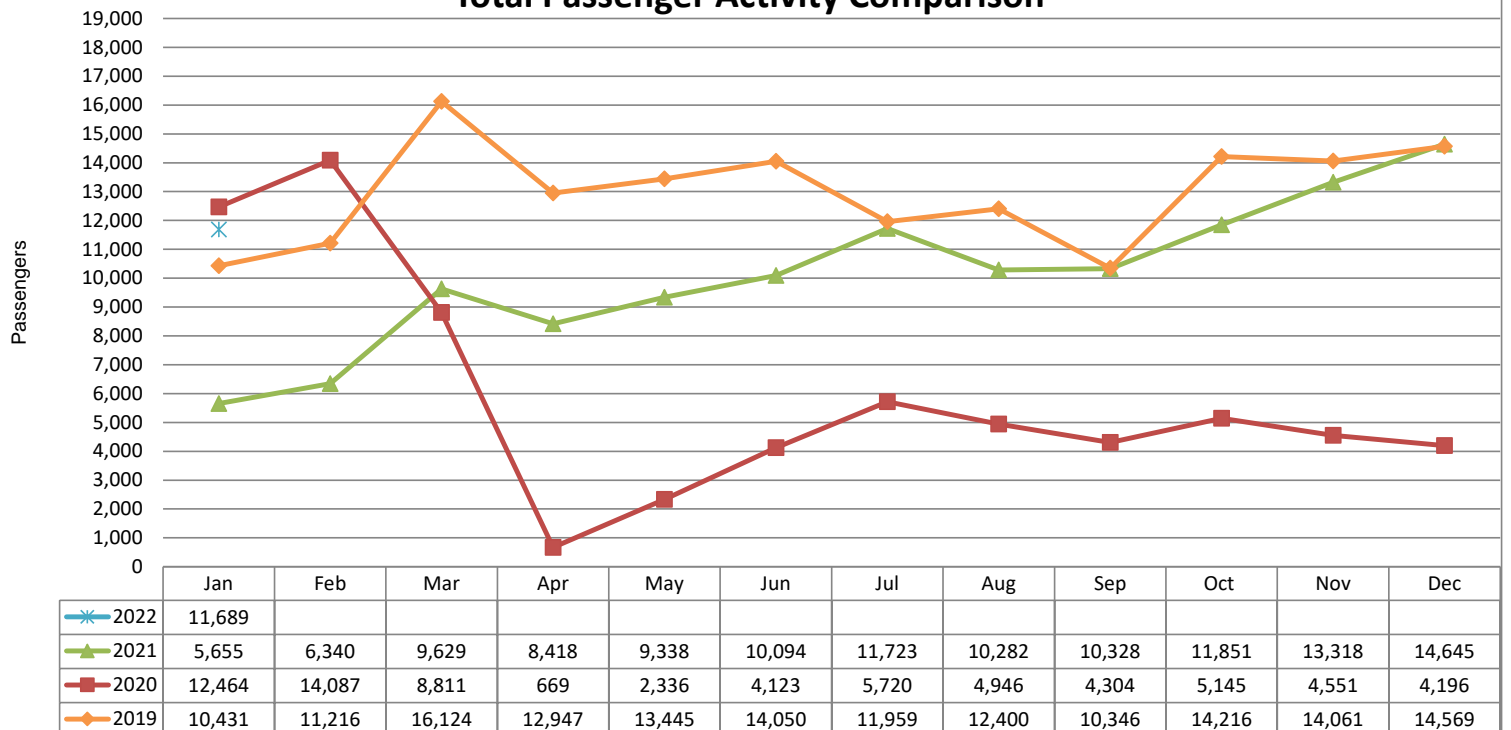
SPRINGFIELD AIRPORT AUTHORITY ABRAHAM LINCOLN CAPITAL AIRPORT *Springfield, Illinois*

TOTAL MONTHLY ENPLANEMENTS & DEPLANEMENTS

January 2022

Airline Passengers Enplaning	2022	2021	% Change	2022	Year-To-Date 2021	% Change
American Airlines	2,218	823	169.50%	2,218	823	169.50%
United Airlines	1,221	499	144.69%	1,221	499	144.69%
Allegiant Air	2,328	1,571	48.19%	2,328	1,571	48.19%
Sun Country / Honor Flight	0	0		0	0	
Sun Country / Riverside	0	0		0	0	
Charter	70	138	-49.28%	70	138	-49.28%
Sub-Total	5,837	3,031	92.58%	5,837	3,031	92.58%
Airline Passengers Deplaning						
American Airlines	2,156	746	189.01%	2,156	746	189.01%
United Airlines	1,579	468	237.39%	1,579	468	237.39%
Allegiant Air	2,047	1,410	45.18%	2,047	1,410	45.18%
Sun Country / Honor Flight	0	0		0	0	
Sun Country / Riverside	0	0		0	0	
Charter	70	0		70	0	
Sub-Total	5,852	2,624	123.02%	5,852	2,624	123.02%
TOTAL	11,689	5,655	106.70%	11,689	5,655	106.70%

Total Passenger Activity Comparison



2020-21 NOTES:

COVID-19 Pandemic becomes widespread, adversely affecting passenger traffic. Shelter-in-place orders and business closures begin in mid-March. American Airlines suspended flights beginning October 7, 2020 through January 4, 2021.

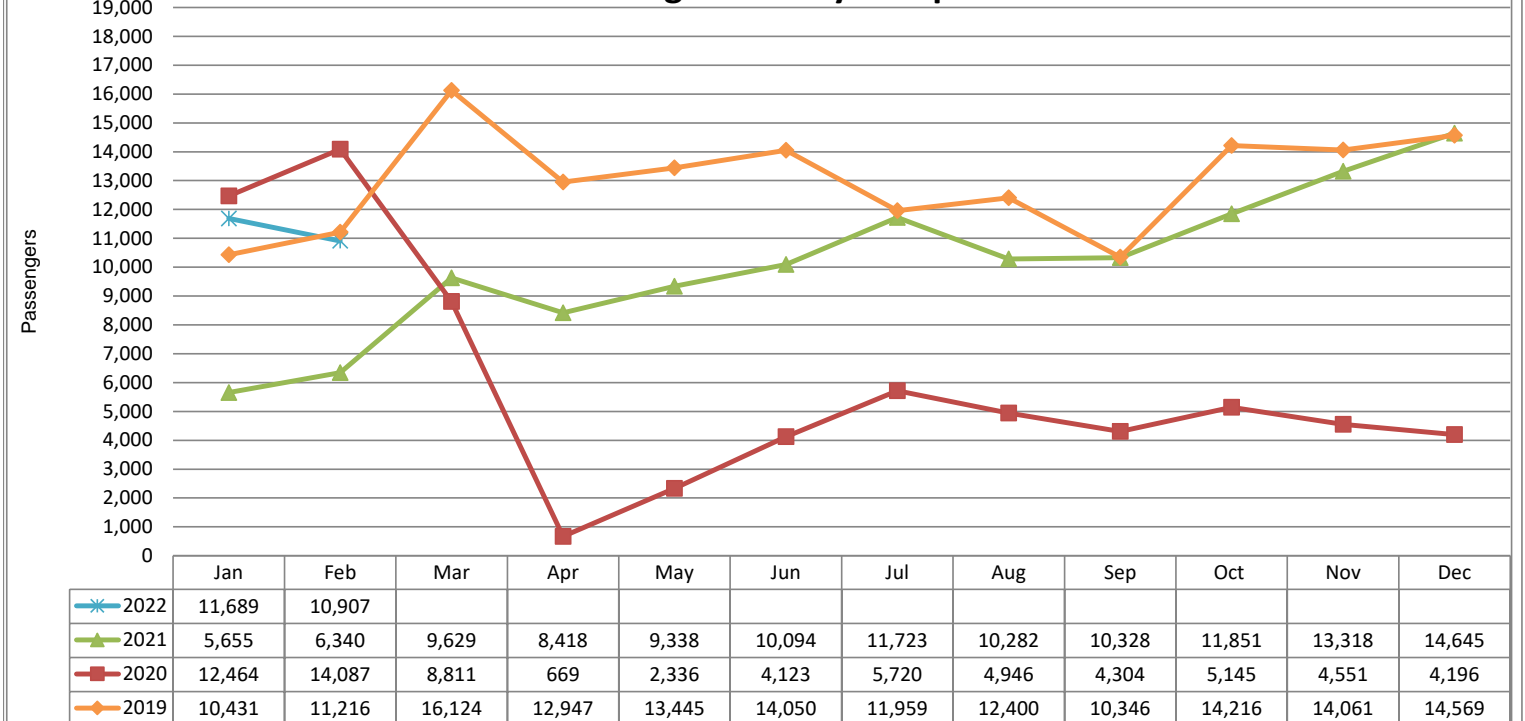
SPRINGFIELD AIRPORT AUTHORITY ABRAHAM LINCOLN CAPITAL AIRPORT *Springfield, Illinois*

TOTAL MONTHLY ENPLANEMENTS & DEPLANEMENTS

February 2022

Airline Passengers Enplaning				Year-To-Date		
	2022	2021	% Change	2022	2021	% Change
American Airlines	1,735	1,045	66.03%	3,953	1,868	111.62%
United Airlines	1,320	374	252.94%	2,541	873	191.07%
Allegiant Air	2,551	1,773	43.88%	4,879	3,344	45.90%
Sun Country / Honor Flight	0	0		0	0	
Sun Country / Riverside	0	0		0	0	
Charter	0	0		70	138	-49.28%
Sub-Total	5,606	3,192	75.63%	11,443	6,223	83.88%
Airline Passengers Deplaning						
American Airlines	1,777	966	83.95%	3,933	1,712	129.73%
United Airlines	1,328	381	248.56%	2,907	849	242.40%
Allegiant Air	2,196	1,663	32.05%	4,243	3,073	38.07%
Sun Country / Honor Flight	0	0		0	0	
Sun Country / Riverside	0	0		0	0	
Charter	0	138		70	138	-49.28%
Sub-Total	5,301	3,148	68.39%	11,153	5,772	93.23%
TOTAL	10,907	6,340	72.03%	22,596	11,995	88.38%

Total Passenger Activity Comparison



2020-21 NOTES:

COVID-19 Pandemic becomes widespread, adversely affecting passenger traffic. Shelter-in-place orders and business closures begin in mid-March. American Airlines suspended flights beginning October 7, 2020 through January 4, 2021.

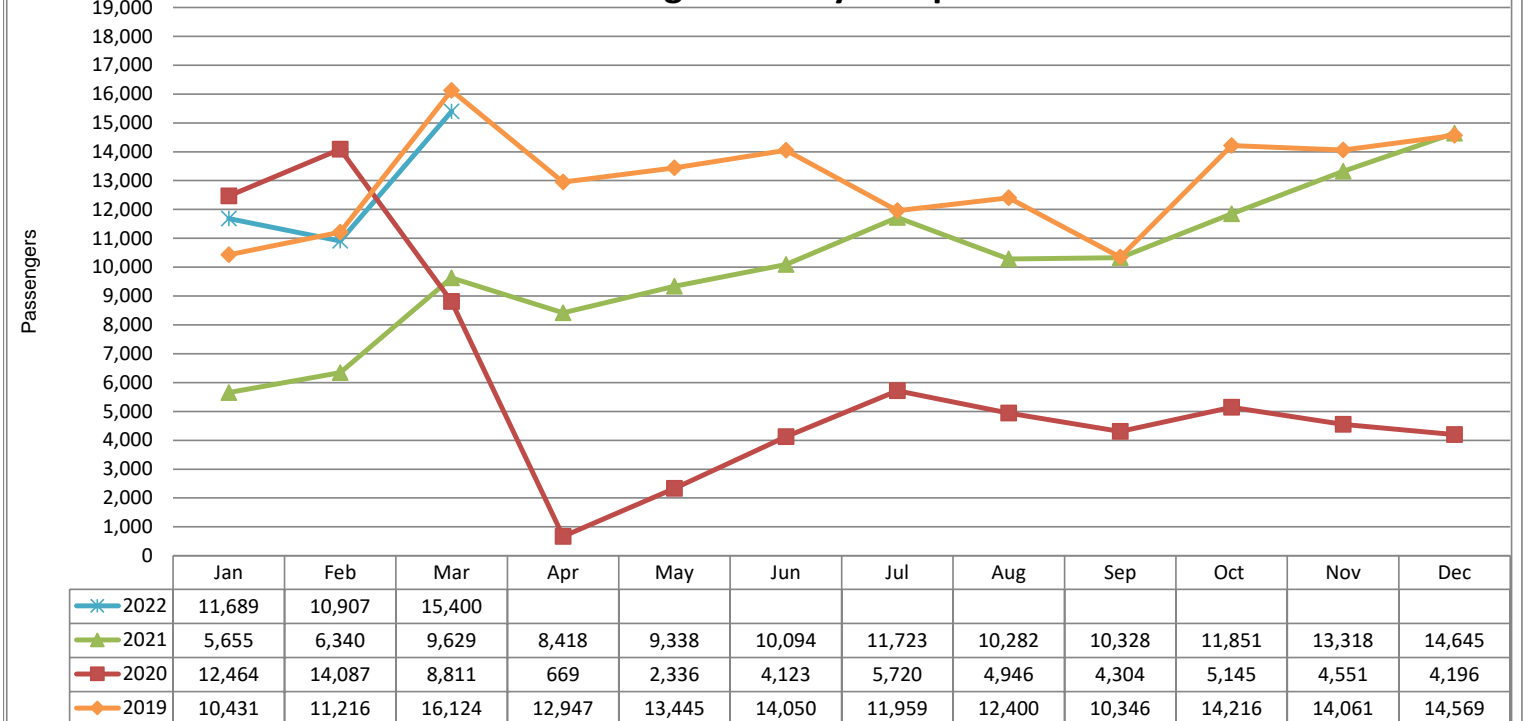
SPRINGFIELD AIRPORT AUTHORITY ABRAHAM LINCOLN CAPITAL AIRPORT *Springfield, Illinois*

TOTAL MONTHLY ENPLANEMENTS & DEPLANEMENTS

March 2022

Airline Passengers Enplaning	2022	2021	% Change	2022	Year-To-Date 2021	% Change
American Airlines	2,509	1,819	37.93%	6,462	3,687	75.26%
United Airlines	1,253	576	117.53%	3,794	1,449	161.84%
Allegiant Air	3,898	2,336	66.87%	8,777	5,680	54.52%
Sun Country / Honor Flight	0	0		0	0	
Sun Country / Riverside	0	0		0	0	
Charter	0	52		70	190	-63.16%
Sub-Total	7,660	4,783	60.15%	19,103	11,006	73.57%
Airline Passengers Deplaning						
American Airlines	2,601	1,809	43.78%	6,534	3,521	85.57%
United Airlines	1,187	565	110.09%	4,094	1,414	189.53%
Allegiant Air	3,952	2,420	63.31%	8,195	5,493	49.19%
Sun Country / Honor Flight	0	0		0	0	
Sun Country / Riverside	0	0		0	0	
Charter	0	52		70	190	-63.16%
Sub-Total	7,740	4,846	59.72%	18,893	10,618	77.93%
TOTAL	15,400	9,629	59.93%	37,996	21,624	75.71%

Total Passenger Activity Comparison



2020-21 NOTES:

COVID-19 Pandemic becomes widespread, adversely affecting passenger traffic. Shelter-in-place orders and business closures begin in mid-March. American Airlines suspended flights beginning October 7, 2020 through January 4, 2021.